

SCPP SERIES

COMMERCIAL INDOOR LIGHTING

WESTGATE

THE FUTURE IS HERE...AND IT'S QUITE BRIGHT!

SCPP-UD-4FT-60W-MCT-D

LED SUSPENDED 2/3 LOUVER & PERF. CENTER BASKET LIGHT (UP/DOWN)

Customer Name: _____

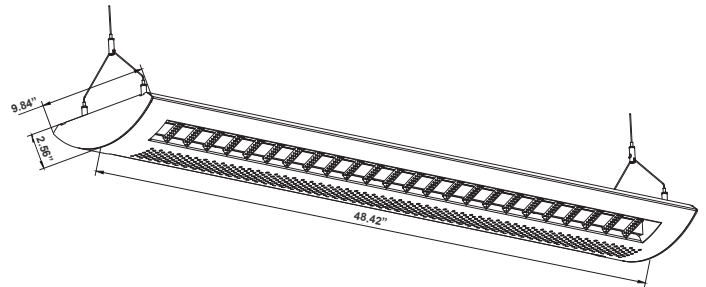
Project Name: _____

Note: _____

Type: _____



Selection:



48.42" H x 9.84" W x 2.56" D

Ideal for Storage rooms, Offices Conference rooms, Retail Reception areas, Hallways Education facilities

Features

- Lens: Louver on the sides & Perforated Basket in Center
- Housing: Anodized Aluminum
- 5-Year Warranty
- Rated Life: 50,000 Hrs
- Multi CCT (Selectable switch is inside the fixture)

Technical Specifications

Electrical:

- Voltage: 120-277V AC 60Hz
- Wattage: 40W/20W OR 60W
- Power Factor: >0.95
- Efficacy: 110 LPW
- THD: <20%

Mechanical:

- Housing: Anodized Aluminum
- Finish: Powder Coated White
- Ambient Temperature: -22°F to +104°F
- 5-year Warranty

Lighting:

- Multi CCT (Selectable switch is inside the fixture)
- Lens: Louver on the sides & Perforated Basket in Center
- High Quality LED Chips provide High Efficiency, Heat Dissipation, Stability, and Lumen Maintenance
- Dimmable: 0~10V Dimmable
- Lumens Range: 4400LM
- Uplight: 40W, Downlight: 20W Or 60W
- Rotatable LED Light Module, can be rotated down (60W down light)
- Color Temperatures: 3500K/ 4000K/ 5000K
- Color Rendering Index: CRI ≥ 80
- Rated Life: 50,000 Hrs

Applications:

- Storage rooms
- Offices
- Conference rooms
- Retail
- Reception Areas
- Hallways
- Education Facilities

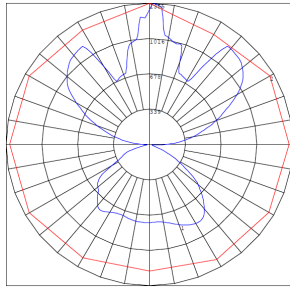
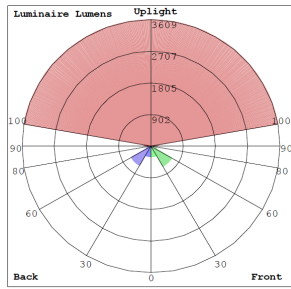


Phone: (877) 805-2252 | Fax: (877) 805-2252
www.westgatemfg.com

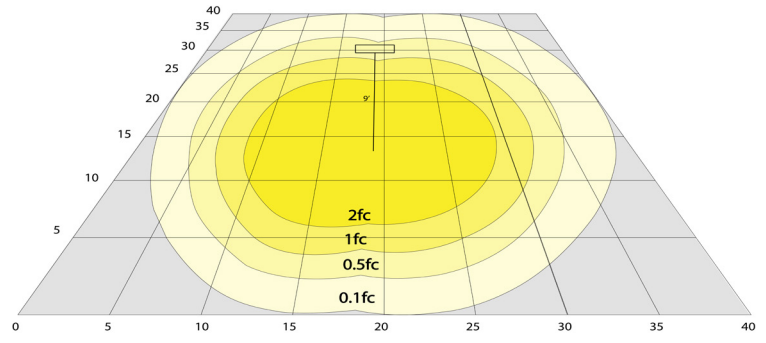


WG-ZA-Z7-2Z

Photometrics: SCPP-UD-4FT-60W-MCT-D



BUG Rating: B1-U5-G1



Area 40'x 40' Mounting Height: 9'

Other Views:



Lens View



Side View



Back View

Performance Table: SCPP-UD-4FT-60W-MCT-D

MODEL NO.	Wattage	Voltage	Lumens	Color Temp.	BUG Rating	LPW
SCPP-UD-4FT-60W-MCT-D	60W 40W UP/ 20W Down	120~277V	4400LM	3500K	B1-U5-G1	110
				4000K		
				5000K		

Sample Ordering

Model	Style	Size	Watt	Color Temp.	Dimming					
SCPP	-	UD	-	4FT	-	60W	-	MCT	-	D

Accessory:

Blank = No Option For Accessories
SCPP-DEC = DECORATIVE END CAP FOR SCPP

Factory-Installed Options:

Blank = No Option For Accessories
OPT-EM-SL1INT = EMERGENCY BACKUP INTERNAL BATTERY
OPT-SCL-LMT-35K = ADDITIONAL LED MODULAR TUBE, 20W, 3500K
OPT-SCL-LMT-40K = ADDITIONAL LED MODULAR TUBE, 20W, 4000K
OPT-SCL-LMT-50K = ADDITIONAL LED MODULAR TUBE, 20W, 5000K
OPT-CLR-100 = COLOR PAINT
WEC-3RC = REMOTE CONTROL
OPT-SEN-2US = ULTRASONIC BI-LEVEL DIMMING (REMOTE NOT NEEDED)

ACCESSORY:



SCPP-DEC

FACTORY-INSTALLED OPTIONS:



OPT-EM-SL1INT



OPT-SEN-2US



WEC-3RC

Example:

- SCPP-UD-4FT-60W-MCT-D
- SCPP-UD-4FT-60W-MCT-D
OPT-EM-SL1INT

(FOR SCPP 60W MCT FIXTURE 120-277V)

(FOR SCPP 60W MCT FIXTURE 120-277V)
(EMERGENCY BACKUP INTERNAL BATTERY)

